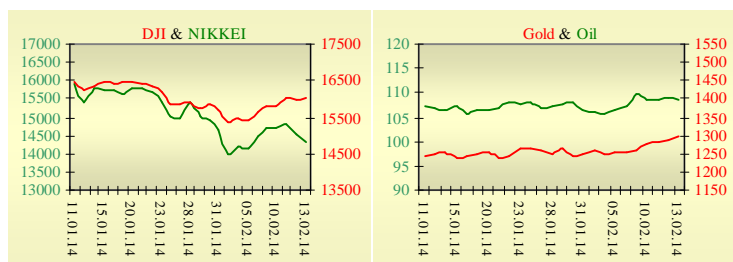
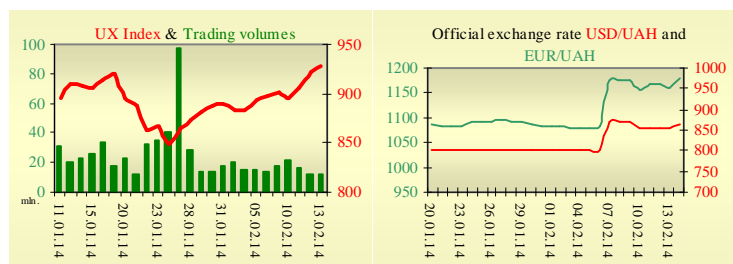


**Morning stock market review 14 February 2014**

| Index              | Closing   | Change |
|--------------------|-----------|--------|
| <b>Dow Jones</b>   | 16 027.59 | 0.40%  |
| <b>S&amp;P 500</b> | 1 829.83  | 0.58%  |
| <b>NASDAQ comp</b> | 4 240.67  | 0.94%  |
| <b>FTSE 100</b>    | 6 659.42  | -0.23% |
| <b>CAC 40</b>      | 4 312.80  | 0.17%  |
| <b>DAX 30</b>      | 9 596.77  | 0.60%  |
| <b>Nikkei 225</b>  | 14 313.03 | -1.53% |



| UX | Index  | Change | Volume, UAH mln. |
|----|--------|--------|------------------|
|    | 927.76 | 0.63%  | 12.5             |



| Value for 10:00    |           |        |
|--------------------|-----------|--------|
| Futures            | Index     | Change |
| <b>Dow Jones</b>   | 15 961.00 | -0.11% |
| <b>S&amp;P 500</b> | 1 821.10  | -0.17% |
| <b>NASDAQ 100</b>  | 3 648.25  | -0.07% |

| Commodity markets |          |        |
|-------------------|----------|--------|
| <b>Oil Brent</b>  | 108.52   | -0.24% |
| <b>Gold</b>       | 1 296.00 | 0.50%  |

| Interbank loans    | 13 February |        |         |
|--------------------|-------------|--------|---------|
|                    | o/n         | 7 days | 30 days |
| <b>KIBID (UAH)</b> | 1 12.0      | 1 15.0 | 1 15.0  |
| <b>KIBOR (UAH)</b> | 1 19.7      | 2 25.0 | 2 25.0  |
| <b>KIBID (USD)</b> | 5.40        |        |         |
| <b>KIBOR (USD)</b> | 7.80        |        |         |

| Interbank currency | Bid/Ask             |  |
|--------------------|---------------------|--|
|                    | closing 13 February |  |
| <b>UAH/USD</b>     | 8.7800 / 8.8100     |  |
| <b>UAH/EUR</b>     | 0.2506 / 0.2512     |  |
| <b>UAH/RUB</b>     | 12.0030 / 12.0480   |  |

**Last closure**

On Thursday, February 13, trades in USA have come to the end with growth, as earnings and a \$45.2 billion takeover of Time Warner Cable Inc. overshadowed an unexpected drop in retail sales. Retail sales fell in January as inclement weather kept some consumers away from auto showrooms and store. The median forecast called for no change. The drop followed a revised 0.1% decline in December that was previously reported as an increase. A Labor Department report showed the number of Americans filing applications for unemployment benefits rose by 8,000 to 339,000 in the week ended Feb. 8. On the day's result, index Dow Jones rose by 0.40%, S&P has increased by 0.58%, Nasdaq grew by 0.94%.

European stock exchanges closed with mixed dynamics of main indexes, as companies from Rolls-Royce Holdings Plc to BNP Paribas SA reported results. European shares pared earlier losses after a report showed U.S. consumer confidence improved for the first time in five weeks. Renault climbed 5.6% to 69.56 euros. Europe's third-largest carmaker said full-year operating profit jumped 59% as it delivered more low-cost models from the Dacia division and the automaker reduced costs. On the day's result, British FTSE has declined by 0.23%, CAC 40 (France) grew by 0.17%, DAX (Germany) has increased by 0.60%.

February's contractual price on Brent oil, grew by \$0.06 to \$108.73 per barrel.

**In Ukraine**

Trades on the Ukrainian stock exchange opened on neutral territory, day passed without certain dynamics. Value of the UX index has increased by 0.63% to 927.76. Share trades capacity on the application market was equal to UAH 3.5 million. Trades capacity on the derivatives market was equal to UAH 2.9 million. Total trades capacity for yesterday — UAH 16 million.

From ten shares of an index basket, five have grown in price. Leaders of growth were shares of Motor Sich (+2.28%) and Ukrstotsbank (+1.48%). Worse than market looked shares of Enakievo Metallurgical Plant (-1.1%).

**Premarket**

External background at the opening is positive. China's inflation rate was steady at 2.5% year-on-year in January. The increase in CPI was mainly driven by a 3.7% rise in food prices last month, which included both the Western and Chinese New Year holidays. French GDP rose to a seasonally adjusted 0.3%, from -0.1% in the preceding quarter. Analysts had expected French GDP to rise 0.2% in the last quarter. Germany's gross domestic product—a measure of goods and services produced across the economy—expanded 0.4% in 2013.

The Asian indexes are showing mixed dynamics today. Nikkei has lowered by 1.53%, Hong Kong Hang Seng increasing by 0.77%.

Futures on American indexes are decreasing today from 0.17% to 0.07%.

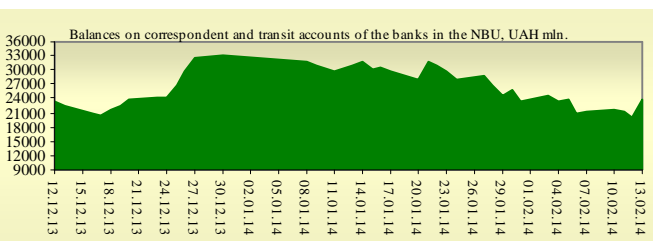
Russian indexes as of 10:00 a.m. are rising — RTS increasing by 0.19%, MICEX growing by 0.47%.

**Our expectations**

We expect opening of the Ukrainian market on neutral territory.

In Europe will be published GDP in Italy (11:00 a.m.) and data on GDP in the E.U. (12:00 a.m.).

In the U.S. will be published import price index (03:30 p.m.), industrial production (03:30 p.m.), and the Reuters/University of Michigan's consumer sentiment index (04:55 p.m.).



## Financial ratios for Ukrainian issuers

| Ticker                        | Name   | Closing price,<br>UAH | P/E     | P/S  | EV/S  | EV/Ebitda | P/B  |
|-------------------------------|--|-----------------------|---------|------|-------|-----------|------|
| <b>Metallurgy</b>             |  |                       |         |      |       |           |      |
| ALMK                          | Alchevsk Metallurgical Plant                 | 0.0361                | neg     | 5.32 | 90.12 | neg       | 0.73 |
| AZST                          | Azovstal Iron and Steel Works                | 0.619                 | neg     | 0.12 | 0.86  | neg       | 0.21 |
| ENMZ                          | Enakievo Metallurgical Plant                 | 31.7                  | 1.01    | 0.03 | 0.95  | 162.8     | neg  |
| MMKI                          | Ilyich Iron and Steel Works of Mariupol      | 0.12                  | neg     | 0.06 | 0.06  | 0.46      | 0.2  |
| <b>Coke industry</b>          |  |                       |         |      |       |           |      |
| ALKZ                          | Alchevsk Cokery Plant                        | 0.07                  | 3.57    | 0.03 | 0.07  | 3.14      | 0.14 |
| AVDK                          | Avdiivka Cokery Plant                        | 2.83                  | neg     | 0.07 | 0.06  | neg       | 0.11 |
| YASK                          | Yasynivka Cokery Plant                       | 0.553                 | 2.26    | 0.05 | 0.05  | 0.93      | 0.1  |
| <b>Quarrying industry</b>     |  |                       |         |      |       |           |      |
| CGOK                          | Central Ore Mining and Processing Plant      | 7.349                 | 9.77    | 1.58 | 1.73  | 4.01      | 1.89 |
| PGOK                          | Poltava Ore Mining and Processing Plant      | 8.425                 | 3.01    | 0.16 | 0.47  | 2.4       | 0.22 |
| SGOK                          | North Ore Mining and Processing Plant        | 7.775                 | 3.89    | 1.31 | 1.52  | 2.83      | 1.17 |
| <b>Mining industry</b>        |  |                       |         |      |       |           |      |
| SHKD                          | DTEK Mine Komsomolets Donbassa               | 0.61                  | neg     | 0.1  | 0.51  | 1.08      | 0.13 |
| SHCHZ                         | Pokrovske Mine Management                    | 0.37                  | 0.81    | 0.08 | 0.28  | 0.92      | 0.13 |
| <b>Pipe industry</b>          |  |                       |         |      |       |           |      |
| NVTR                          | Interpipe Novomoskovsk Pipe-Production Plant | 0.2295                | neg     | 0.03 | 0.21  | 2.84      | 0.07 |
| HRTR                          | Khartsyzsk Tube Works                        | 0.5765                | 4.01    | 0.32 | 0.31  | 2.3       | 1.2  |
| <b>Energy industry</b>        |  |                       |         |      |       |           |      |
| DNON                          | DTEK Dniiproblenergo                         | 125                   | 2.75    | 0.18 | 0.38  | 2.55      | 0.46 |
| CEEN                          | Centerenergo                                 | 4.6267                | 5.66    | 0.22 | 0.29  | 4.47      | 0.67 |
| DNEN                          | Dniiproenergo                                | 280                   | 1.33    | 0.18 | 0.15  | 0.68      | 0.28 |
| DOEN                          | Donbasenergo                                 | 32.3675               | 2.07    | 0.15 | 0.19  | 1.74      | 0.69 |
| KREN                          | DTEK Krymenergo                              | 0.9                   | 3.8     | 0.06 | 0.2   | 0.75      | 0.1  |
| ZAEN                          | DTEK Zakhidenergo                            | 121                   | 8.02    | 0.14 | 0.19  | 3.03      | 0.98 |
| ZHEN                          | Zhytomyroblenergo                            | 0.9                   | 2.23    | 0.08 | 0.1   | 0.56      | 0.05 |
| <b>Mechanical engineering</b> |  |                       |         |      |       |           |      |
| KRAZ                          | AvtoKrAZ                                     | 0.0339                | neg     | 0.15 | 3.11  | neg       | 0.1  |
| KVBZ                          | Krukivsky Carriage Works                     | 18.5                  | 3.81    | 0.35 | 0.39  | 2.78      | 0.78 |
| LTPL                          | Luganskteplovoz                              | 1.488                 | 3.03    | 0.15 | 0.34  | 2.38      | 0.45 |
| LUAZ                          | Bogdan Motors                                | 0.028                 | 0.27    | 0.17 | 4.32  | neg       | 0.19 |
| MSICH                         | Motor Sich                                   | 1882                  | 3.29    | 0.44 | 0.47  | 2.04      | 0.44 |
| MZVM                          | Mariupol Heavy Machine Building Plant        | 0.0957                | neg     | 0.11 | 1     | 6.58      | 0.13 |
| SMASH                         | Sumy Frunze Machine Building Plant           | 2.499                 | 0.71    | 0.07 | 0.67  | 4.07      | 0.17 |
| SVGZ                          | Stakhanov railway car building works         | 1.25                  | 4       | 0.14 | 0.44  | 3.64      | 0.35 |
| <b>Oil and gas industry</b>   |  |                       |         |      |       |           |      |
| UNAF                          | Ukrnafta                                     | 153.7909              | 10.91   | 0.55 | 0.53  | 3.8       | 0.46 |
| <b>Banks</b>                  |  |                       |         |      |       |           |      |
| BAVL                          | Raiffeisen Bank Aval                         | 0.1138                | 6.26    | x    | x     | x         | 0.47 |
| FORM                          | Forum Bank                                   | 0.689                 | neg     | x    | x     | x         | 0.3  |
| USCB                          | Ukrsotsbank                                  | 0.1684                | 1000.59 | x    | x     | x         | 0.4  |
| <b>Other industries</b>       |  |                       |         |      |       |           |      |
| MTBD                          | Mostobud                                     | 15                    | neg     | 0.25 | 19    | neg       | 0.05 |
| STIR                          | Concern Stiroil                              | 12.75                 | neg     | 0.06 | 0.14  | neg       | neg  |
| UTLM                          | Ukrtelecom                                   | 0.123                 | 28.42   | 0.34 | 0.65  | 2.94      | 0.43 |

## **ANALYTICAL DEPARTMENT**

Vitaly Murashkin  
[VMurashkin@itt-group.com](mailto:VMurashkin@itt-group.com)  
Head of Department

Yegor Burkov  
[EBurkov@itt-group.com](mailto:EBurkov@itt-group.com)

30 Fizkultury street  
03150 Kyiv Ukraine  
Telephone: +38 044 246 68 41  
Fax: +38 044 287 21 12  
[www.itt-group.com](http://www.itt-group.com)