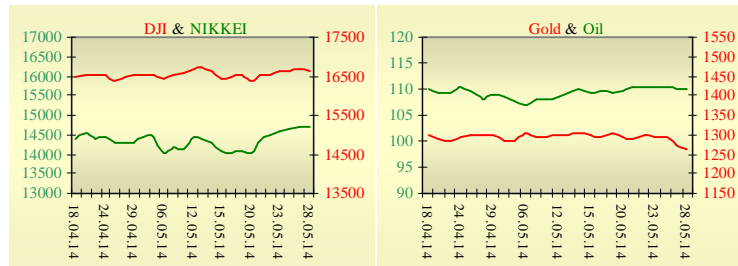
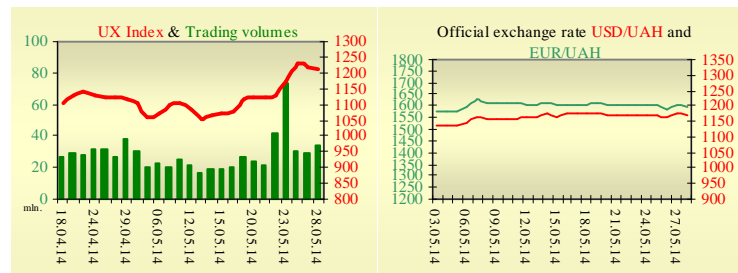


Morning stock market review 29 May 2014

Index	Closing	Change
Dow Jones	16 633.18	-0.25%
S&P 500	1 909.78	-0.11%
NASDAQ comp	4 225.08	-0.28%
FTSE 100	6 851.22	0.09%
CAC 40	4 531.63	0.04%
DAX 30	9 939.17	-0.02%
Nikkei 225	14 681.72	0.07%



UX	Index	Change	Volume, UAH mln.
	1 214.36	-0.35%	33.7



Value for 10:19		
Futures	Index	Change
Dow Jones	16 645.00	0.10%
S&P 500	1 911.10	0.10%
NASDAQ 100	3 719.25	0.08%

Commodity markets		
Oil Brent	109.81	-0.19%
Gold	1 263.50	-0.94%

Interbank loans	28 May		
	o/n	7 days	30 days
KIBID (UAH)	6.75	4.00	8.50
KIBOR (UAH)	11.8	7.25	13.0
KIBID (USD)	5.60		
KIBOR (USD)	9.40		

Interbank currency	Bid/Ask	
	closing 05.28	
UAH/USD	11.9000 / 11.9400	
UAH/EUR	16.1915 / 16.2520	
UAH/RUB	0.3444 / 0.3464	

Last closure

On Wednesday, May 28, trades in USA have come to the end with decrease, as losses among retailers overshadowed gains in phone shares and utilities before a report that may show the economy contracted in the first quarter. According to the Mortgage Bankers Association's Weekly Mortgage Applications Survey, application volume decreased 1.2%, on an adjusted basis, during the week ending May 23, compared to the week prior. On an unadjusted basis, the index decreased 2% compared with the previous week. Refinance application volume decreased 1% from the previous week - this, despite the fact that mortgage rates have, on average, fallen for the past several weeks and remain at historic lows. Dollar General Corp. and Lowe's Cos. slipped more than 2.2% after analysts cut their ratings on the shares. Allergan Inc. dropped 5.4% as Valeant Pharmaceuticals International Inc. raised its unsolicited offer to about \$49.4 billion. On the day's result, index Dow Jones has declined by 0.25%, S&P has lowered by 0.11%, Nasdaq has decreased by 0.28%.

European stock exchanges closed with mixed dynamics of main indexes. German unemployment surprisingly rose in May in adjusted terms, data from the country's labor agency showed Wednesday. According to seasonally adjusted data, unemployment increased by nearly 24,000 on the month in May, after falling by nearly 25,000 in April. Economists ahead of the release had forecast a decline of 15,000 in the unemployment total. The adjusted unemployment rate stayed unchanged at 6.7%, in line with expectations. On the day's result, British FTSE rose by 0.09%, CAC 40 (France) grew by 0.04%, DAX (Germany) has lowered by 0.02%. Junes' contractual price on Brent oil, decreased by \$0.21 to \$109.81 per barrel.

In Ukraine

Trades on the Ukrainian stock exchange opened on neutral territory, day passed without certain dynamics. Value of the UX index has declined by 0.35% to 1214.36. Share trades capacity on the application market was equal to UAH 8.5 million. Trades capacity on the derivatives market was equal to UAH 3.3 million. Total trades capacity for yesterday — UAH 37 million.

From ten shares of an index basket, four have risen. Leaders of growth were shares of Enakievo Metallurgical Plant (+4.33%). Worse than market looked shares of Ukrspotsbank (-4.39%).

An agreement between Naftogaz and Gazprom should be signed before May 29. Otherwise, the conflict will be solved at the Stockholm arbitration court (Arbitration Institute of the Stockholm Chamber of Commerce), Prime Minister Arseniy Yatseniuk said. Yatseniuk added that Kyiv hopes that our Russian neighbors will see at least some bright idea, and the agreement between Naftogaz and Gazprom will be signed.

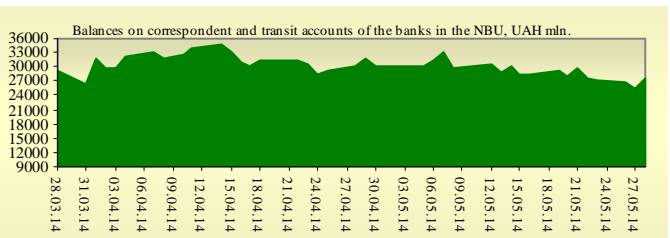
Premarket

External background at the opening is neutral. The Asian indexes are growing today. Nikkei rose by 0.07%, Hong Kong Hang Seng increasing by 0.08%.

Futures on American indexes are growing today from 0.09% to 0.10%. Russian indexes as of 10:00 a.m. are showing mixed dynamics — RTS decreasing by 0.12%, MICEX growing by 0.22%.

Our expectations

We expect opening of the Ukrainian market on neutral territory. In the U.S. will be published data on GDP (3:30 PM), initial jobless claims (3:30 PM), and pending home sales report (5:00 PM).



Financial ratios for Ukrainian issuers

Ticker	Name	Closing price, UAH	P/E	P/S	EV/S	EV/Ebitda	P/B
Metallurgy							
ALMK	Alchevsk Metallurgical Plant	0.0335	neg	4.94	89.73	neg	0.68
AZST	Azovstal Iron and Steel Works	0.79	neg	0.16	0.89	neg	0.26
ENMZ	Enakievo Metallurgical Plant	38.8	1.24	0.03	0.95	163.86	neg
MMKI	Ilyich Iron and Steel Works of Mariupol	0.134	neg	0.07	0.06	0.52	0.22
Coke industry							
ALKZ	Alchevsk Cokery Plant	0.068	3.47	0.03	0.06	3.1	0.13
AVDK	Avdiivka Cokery Plant	3.196	neg	0.07	0.07	neg	0.12
YASK	Yasynivka Cokery Plant	0.633	2.58	0.05	0.06	1.05	0.11
Quarrying industry							
CGOK	Central Ore Mining and Processing Plant	7.385	9.82	1.59	1.74	4.03	1.9
PGOK	Poltava Ore Mining and Processing Plant	14.3	5.11	0.27	0.58	2.98	0.38
SGOK	North Ore Mining and Processing Plant	8.2	4.1	1.38	1.59	2.96	1.24
Mining industry							
SHKD	DTEK Mine Komsomolets Donbassa	1	neg	0.16	0.57	1.21	0.21
SHCHZ	Pokrovske Mine Management	0.5	1.1	0.1	0.3	1.01	0.18
Pipe industry							
NVTR	Interpipe Novomoskovsk Pipe-Production Plant	0.295	neg	0.03	0.21	2.94	0.09
HRTR	Khartsyzsk Tube Works	0.835	5.81	0.46	0.45	3.35	1.73
Energy industry							
DNON	DTEK Dniiproblenergo	100	2.2	0.14	0.35	2.31	0.37
CEEN	Centerenergo	7.1161	8.71	0.34	0.41	6.29	1.03
DNEN	Dniiproenergo	500	2.37	0.32	0.29	1.3	0.51
DOEN	Donbasenergo	45.7	2.92	0.21	0.25	2.28	0.97
KREN	DTEK Krymenergo	1.678	7.08	0.11	0.25	0.95	0.18
ZAEN	DTEK Zakhidenergo	140.95	9.34	0.17	0.21	3.42	1.15
ZHEN	Zhytomyroblenergo	1.895	4.7	0.17	0.19	1.07	0.11
Mechanical engineering							
KRAZ	AvtoKrAZ	0.098	neg	0.44	3.39	neg	0.3
KVBZ	Krukivsky Carriage Works	16.505	3.4	0.31	0.35	2.51	0.69
LTPL	Luganskteplovoz	1.449	2.95	0.14	0.34	2.35	0.44
LUAZ	Bogdan Motors	0.0565	0.55	0.34	4.49	neg	0.38
MSICH	Motor Sich	2141	3.74	0.5	0.53	2.31	0.49
MZVM	Mariupol Heavy Machine Building Plant	0.0953	neg	0.11	1	6.58	0.13
SMASH	Sumy Frunze Machine Building Plant	3.92	1.11	0.1	0.71	4.29	0.27
SVGZ	Stakhanov railway car building works	1.1	3.52	0.12	0.42	3.5	0.31
Oil and gas industry							
UNAF	Ukrnafta	257.55	18.27	0.92	0.91	6.44	0.77
Banks							
BAVL	Raiffeisen Bank Aval	0.1646	9.05	x	x	x	0.68
FORM	Forum Bank	0.71	neg	x	x	x	0.31
USCB	UkrSotsbank	0.1677	996.43	x	x	x	0.4
Other industries							
MTBD	Mostobud	27.7	neg	0.45	19.2	neg	0.09
STIR	Concern Stirol	15.39	neg	0.07	0.15	neg	neg
UTLM	Ukrtelecom	0.1653	38.2	0.46	0.77	3.47	0.57

ANALYTICAL DEPARTMENT

Vitaly Murashkin
VMurashkin@itt-group.com
Head of Department

Yegor Burkov
EBurkov@itt-group.com

30 Fizkultury street
03150 Kyiv Ukraine
Telephone: +38 044 246 68 41
Fax: +38 044 287 21 12
www.itt-group.com