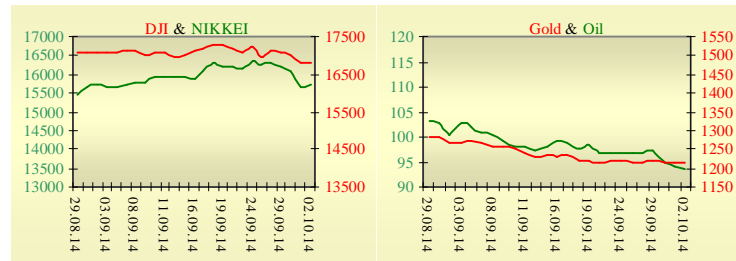


Morning stock market review 3 October 2014

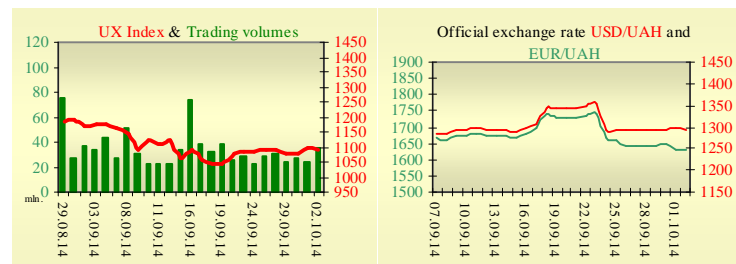
Index	Closing	Change
Dow Jones	16 801.05	-0.02%
S&P 500	1 946.17	0.00%
NASDAQ comp	4 430.20	0.18%
FTSE 100	6 446.39	-1.69%
CAC 40	4 242.67	-2.81%
DAX 30	9 195.68	-1.99%
Nikkei 225	15 708.65	0.30%



Last closure

On Thursday, October 3, trades in USA have come to the end with mixed dynamics, as small cap shares rebounded on speculation selling was overdone and as concern over Europe's stimulus plan faded. William C. Dudley, president of the Federal Reserve Bank of New York, defended his bank-supervision staff following allegations that they had been too deferential to large financial firms. "I completely stand behind the integrity and work of our supervision staff," he said after a speech in New York. "They are operating completely in the public interest." Initial jobless claims have fallen under the key 300,000 mark for three straight weeks and five of the past seven, touching as low as 279,000 in mid-July. That marked a 14-year low. Yet the number probably can't go much lower. The 279,000 figure, for example, is the 12th lowest since 1980. And new claims have only dropped below 300,000 in 105 out of 1,812 weeks in the past 35 years. That's just 5.7% of the time. Orders to U.S. factories fell in August by the largest amount on record, but the drop was heavily weighed by an expected plunge in volatile aircraft orders. Orders declined 10.1% in August after a record increase of 10.5% in July. Both months were affected by swings in demand for commercial aircraft, which soared in July only to plummet in August. On the day's result, index Dow Jones has declined by 0%, S&P has remained unchanged, Nasdaq grew by 0.18%. European stock exchanges closed with decrease of main indexes. The European Central Bank left its main refinancing rate at 0.05%. ECB President Mario Draghi said it will buy assets for at least two years, starting covered-bonds purchases this month and asset-backed securities this quarter. He signaled as much as 1 trillion euros (\$1.3 trillion) in assets could be added to the central bank's balance sheet. The Markit/CIPS UK construction PMI rose to 64.2 in, up September from 64.0 in August, beating economists' expectations for a slight fall and showing the strongest growth since the six-year peak of 64.6 recorded in January. On the day's result, British FTSE has declined by 1.69%, CAC 40 (France) has decreased by 2.81%, DAX (Germany) has lowered by 1.99%. Novembers' contractual price on Brent oil, decreased by \$0.74 to \$93.42 per barrel.

UX	Index	Change	Volume, UAH mln.
	1 089.79	-0.71%	35.4



In Ukraine

Trades on the Ukrainian stock exchange opened by decrease, day passed without certain dynamics. Value of the UX index has declined by 0.71% to 1089.79. Share trades capacity on the application market was equal to UAH 2.4 million. Trades capacity on the derivatives market was equal to UAH 3.2 million. Total trades capacity for yesterday — UAH 38.6 million.

From ten shares of an index basket, nine retreated. Leaders of growth were shares of Kruivsky Carriage Works (+0.04%). Worse than market looked shares of Azovstal Iron and Steel Works (-3.31%) and Enakievo Metallurgical Plant (-2.84%).

The Ukrainian economy will contract by 8% this year because of the war in Donbas, the World Bank on Thursday, according to AFP. The International Monetary Fund will disburse the next tranche to Ukraine in December 2014. This issue was discussed at a meeting between Ukrainian Justice Ministry representatives and a delegation of the IMF.

Value for 10:02		
Futures	Index	Change
Dow Jones	16 781.00	0.33%
S&P 500	1 946.30	0.39%
NASDAQ 100	3 993.50	0.38%

Commodity markets		
Oil Brent	93.420	-0.78%
Gold	1 211.75	-0.39%

Premarket

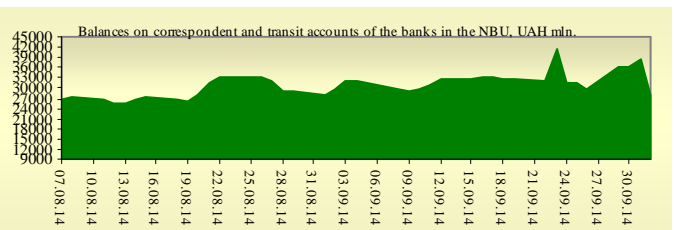
External background at the opening is positive. The Asian indexes are growing today. Nikkei rose by 0.30%, Hong Kong Hang Seng increasing by 0.81%. Futures on American indexes are growing today from 0.34% to 0.40%. Russian indexes as of 10:00 AM are showing mixed dynamics — MICEX increasing by 0.14%, RTS lowers by 0.17%.

Our expectations

We expect opening of the Ukrainian market on neutral territory. In Europe will be published services PMI in Italy, France, Germany, in the E.U. and in the U.K. (10:45-11:30 AM). In the U.S. will be published nonfarm payrolls (3:30 PM), unemployment rate (3:30 PM) and ISM Non-Manufacturing PMI (5:00 PM).

Interbank loans	2 October		
	o/n	7 days	30 days
KIBID (UAH)	7.29	1.50	3.00
KIBOR (UAH)	11.2	5.50	7.00
KIBID (USD)	6.75		
KIBOR (USD)	8.75		

Interbank currency	Bid/Ask	
	closing 02.10	
UAH/USD	12.9500	13.3500
UAH/EUR	16.4000	16.9000
UAH/RUB	0.3220	0.3320



Financial ratios for Ukrainian issuers

Ticker	Name	Closing price, UAH	P/E	P/S	EV/S	EV/Ebitda	P/B
Metallurgy							
ALMK	Alchevsk Metallurgical Plant	0.0255	neg	0.08	3.77	13.65	neg
AZST	Azovstal Iron and Steel Works	0.666	0.66	0.13	0.13	6.73	0.25
ENMZ	Enakievo Metallurgical Plant	26.6	neg	0.02	0.07	3.24	neg
MMKI	Ilyich Iron and Steel Works of Mariupol	0.1399	neg	0.06	0.06	12.27	0.22
Coke industry							
ALKZ	Alchevsk Cokery Plant	0.0577	neg	0.05	-0.03	-29.92	0.03
AVDK	Avdiivka Cokery Plant	2.3388	neg	0.06	0.06	neg	0.1
YASK	Yasynivka Cokery Plant	0.466	neg	0.05	0.05	6.41	0.09
Quarrying industry							
CGOK	Central Ore Mining and Processing Plant	6.55	3.79	1.25	1.25	2.39	0.85
PGOK	Poltava Ore Mining and Processing Plant	17.7	neg	0.33	1.15	2.85	4.52
SGOK	North Ore Mining and Processing Plant	7.944	4.57	1.35	1.58	2.1	1.1
Mining industry							
SHKD	DTEK Mine Komsomolets Donbassa	0.71	0.97	0.12	0.54	1.43	0.13
SHCHZ	Pokrovske Mine Management	0.418	neg	0.12	0.3	2.57	0.21
Pipe industry							
NVTR	Interpipe Novomoskovsk Pipe-Production Plant	0.275	2.07	0.04	0.34	2.04	0.08
HRTR	Khartsyzsk Tube Works	0.4998	8.67	0.65	0.65	2.19	0.97
Energy industry							
CEEN	Centerenergo	7.388	19.95	0.36	0.46	8.05	1.12
CHEN	Chernivtsioblenergo	7.3	52.72	0.61	0.73	9.15	2.52
CHEON	Chernigivoblenergo	1.4	2.52	0.16	0.16	1.85	0.33
CHON	Cherkasyoblenergo	1.07	14.57	0.12	0.11	2.39	0.56
DNEN	Dniπροenergo	549.9	3.47	0.34	0.4	1.82	0.54
DNON	DTEK Dniπροoblenergo	84	neg	0.03	0.05	1.78	0.35
DOEN	Donbasenergo	29.1783	1	0.12	0.26	1.35	0.41
DOON	Donetskoblenergo	7	neg	0.09	0.21	1.68	0.34
HAON	Kharkivoblenergo	1.5	4.02	0.1	0.08	1	0.18
HMON	Khmelnitskoblenergo	1.21	14.47	0.16	0.15	1.64	0.23
KION	Kirovogradoblenergo	1.6	neg	0.18	0.32	3.05	0.21
KOEN	Kyivoblenergo	1.111	neg	0.35	0.34	10.29	0.48
KREN	DTEK Krymenergo	2	neg	0.11	0.25	3.27	0.22
LVON	Lvivoblenergo	1.02	neg	0.09	0.11	1.17	0.06
MOEN	Mykolayivoblenergo	1	24.51	0.11	0.37	4.87	0.43
ODEN	Odesaoblenergo	0.69	neg	0.13	0.26	1.6	0.16
PREN	Prykarpattiaoblenergo	1.6	3.05	0.16	0.2	1.31	0.13
VOEN	Volynoblenergo	0.5	neg	0.31	0.31	6.59	0.36
ZAEN	DTEK Zakhidenergo	140	19.94	0.17	0.3	3.18	1.32
ZAON	Zaporizhoblenergo	1.4	9.29	0.06	0.27	5.94	0.65
ZHEN	Zhytomyroblenergo	1.56	neg	0.14	0.16	1.31	0.1
ZOEN	Zakarpattiaoblenergo	1.54	1.63	0.21	0.47	2.43	0.61
Mechanical engineering							
KRAZ	AvtoKRAZ	0.09	neg	0.21	2.19	5.73	0.38
KVBZ	Krukivsky Carriage Works	15.73	19.79	0.49	0.66	neg	0.69
LTPL	Luganskteplovovoz	1.15	5.92	0.12	0.63	3.07	0.32
LUAZ	Bogdan Motors	0.0386	neg	0.21	4.02	neg	neg
MSICH	Motor Sich	2226	2.27	0.49	0.48	1.07	0.43
MZVM	Mariupol Heavy Machine Building Plant	0.1098	0.56	0.26	0.26	0.22	0.15
SMASH	Sumy Frunze Machine Building Plant	7.82	neg	1.05	5.19	neg	0.66
SVGZ	Stakhanov railway car building works	1.1693	neg	0.4	1.6	64.17	0.39
Oil and gas industry							

UNAF	Ukrnafta	322.8	15.52	0.75	0.74	5.99	0.92
Banks							
BAVL	Raiffeisen Bank Aval	0.1278	neg	x	x	x	0.53
USCB	Ukrsotsbank	0.1443	199.85	x	x	x	0.3
Other industries							
KFTP	Slavic wallpapers	36	0.95	0.15	0.17	0.66	0.28
MTBD	Mostobud	22.5	neg	0.18	9.62	neg	neg
SLVT	Slavutych	1.182	neg	0.17	887.09	neg	neg
STIR	Concern Stiroil	11.65	neg	0.13	2.94	neg	neg
SUNI	Sun Interbrew Ukraine	0.19	neg	0.59	0.59	6.98	1.64
UTLM	Ukrtelecom	0.181	21.4	0.53	0.91	3.63	0.57
ZATR	Zaporizhtransformator	1.7	neg	1.82	3.32	11.42	neg

ANALYTICAL DEPARTMENT

Vitaly Murashkin
VMurashkin@itt-group.com
Head of Department

Yegor Burkov
EBurkov@itt-group.com

30 Fizkultury street
03150 Kyiv Ukraine
Telephone: +38 044 246 68 41
Fax: +38 044 287 21 12
www.itt-group.com