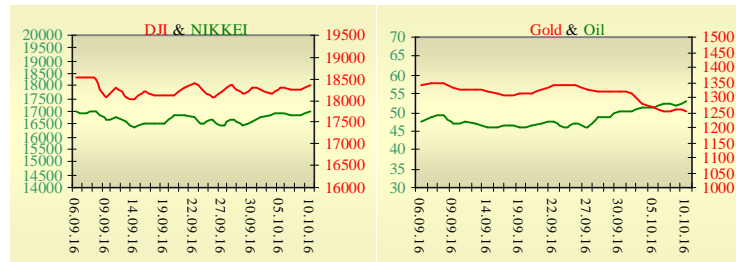
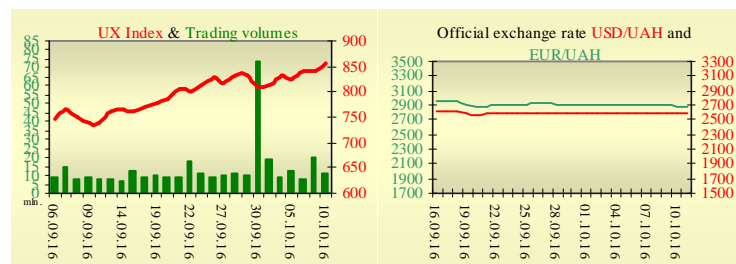


Morning stock market review 11 October 2016

Index	Closing	Change
Dow Jones	18 329.04	0.49%
S & P 500	2 163.66	0.46%
NASDAQ comp	5 328.68	0.69%
FTSE 100	7 097.50	0.75%
CAC 40	4 497.26	1.06%
DAX 30	10 624.08	1.27%
Nikkei 225	17 024.76	0.98%



UX	Index	Change	Volume, UAH mln.
	854.85	1.82%	10.8



Value for 9:42		
Futures	Index	Change
Dow Jones	18 264.00	-0.20%
S & P 500	2 154.25	-0.22%
NASDAQ 100	4 883.50	-0.19%

Commodity markets		
Oil Brent	52.940	2.31%
Gold	1 256.50	-0.17%

Interbank loans	11 October		
	o/n	7 days	30 days
KIBID (UAH)	14.42		
KIBOR (UAH)	15.67		
KIBID (USD)	1.37		
KIBOR (USD)	3.05		

Interbank currency	Bid/Ask	
	closing 11.10	
UAH/USD	25.7900 -0.0200	25.8300 -0.0300
UAH/EUR	28.7660 -0.0740	28.8080 -0.0850
UAH/RUB	0.4150 0.0000	0.4160 0.0000

Last closure

On Monday, October 10, trades in USA have come to the end with growth, as rising optimism that OPEC would reach a deal to cut production. Saudi Arabia's energy minister, Khalid al-Falih, said he was optimistic that major oil producers could agree to cut production before year-end. He also said it wasn't "unthinkable" for crude to rise to \$60 a barrel this year. On the day's result, index Dow Jones rose by 0.49%, S&P has increased by 0.46%, Nasdaq grew by 0.69%.

European stock exchanges closed with growth of main indexes, boosted by oil's rally. German imports and exports rebounded decisively in August after an unexpected slump in July. Provisional figures from the Federal Statistical Office pointed to a 5.4% month-on-month increase in exports, after a 2.6% drop in July. That was well above the consensus for a 2.2% rebound and the fastest pace of export growth in more than six years. Imports, which had slipped 0.7% in July, were up 3.0% month-on-month, striding ahead of the 0.7% growth rate analysts had predicted. On the year August exports rose by 9.8% and imports increased by 5.3%. On the day's result, British FTSE rose by 0.75%, DAX (Germany) has increased by 1.27%, CAC 40 (France) grew by 1.06%.

Novembers' contractual price on Brent oil, grew by \$1.21 to \$53.14 per barrel.

In Ukraine

Trades on the Ukrainian stock exchange opened by growth, day passed with positive dynamics. Value of the UX index has increased by 0.0% to 1864.50. Share trades capacity on the application market was equal to UAH 2.7 million. Trades capacity on the derivatives market was equal to UAH 3.1 million. Total trades capacity for yesterday — UAH 58.1 million.

From five shares of an index basket, four have risen. Leaders of growth were shares of Raiffeisen Bank Aval (+3.71%) and Ukrnafta (+3.62%). Worse than market looked shares of Motor Sich (-0.90%).

Investment interest in Ukraine is restrained by the unfavorable business environment in the country, according to participants in the Kyiv International Economic Forum held on October 7-8. According to Ambassador of Canada to Ukraine Roman Waschuk, Canadian investors are interested in entering or expanding activities in Ukraine. At the same time, they are interested in certain guarantees of investment protection.

Premarket

External background at the opening is mixed.

The Asian indexes are showing mixed dynamics today. Nikkei rose by 0.98%, Hong Kong Hang Seng declining by 1.42%.

Futures on American indexes are decreasing by 0.20%.

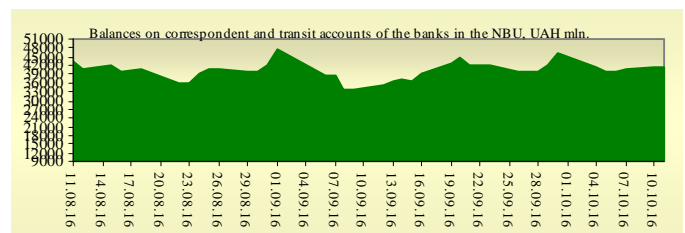
Russian indexes as of 10:03 EET are decreasing — MICEX decreasing by 0.20%, RTS lowers by 0.58%.

Our expectations

We expect opening of the Ukrainian market on neutral territory.

In Europe will be published ZEW economic sentiment in Germany in the E.U. (12:00 EET).

In the U.S. FOMC member Kashkari speaks at 18:00 EET.



Financial ratios for Ukrainian issuers

Ticker	Name	Closing price, UAH	P/E	P/S	EV/S	EV/Ebitda	P/B
Metallurgy							
ALMK	Alchevsk Metallurgical Plant	0.0083	neg	0.01	2.77	14.03	neg
Coke industry							
ALKZ	Alchevsk Cokery Plant	0.0296	neg	0.5	38.19	198.64	neg
YASK	Yasynivka Cokery Plant	0.2	neg	0.03	0.03	neg	0.04
Mining industry							
SHCHZ	Pokrovske Mine Management	0.2098	neg	0.06	0.29	neg	0.14
Pipe industry							
NVTR	Interpipe Novomoskovsk Pipe-Production Plant	0.2499	neg	0.04	0.48	2.07	0.09
Energy industry							
CEEN	Centerenergo	10.769	neg	0.6	0.56	neg	1.71
CHEN	Chernivtsioblenergo	5.45	5.99	0.34	0.41	3	1.45
CHEON	Chernigivoblenergo	1	2.09	0.1	0.06	0.78	0.23
CHON	Cherkasyoblenergo	1.449	5.72	0.11	0.11	1.87	0.63
DNEN	Dniπροenergo	238	neg	0.16	0.16	neg	0.22
DNON	DTEK Dniπροoblenergo	54	5.74	0.02	0.06	1.74	0.22
DOEN	Donbasenergo	13.804	neg	0.07	0.14	1.35	0.26
DOON	Donetskoblenergo	3.2	neg	0.04	0.13	neg	neg
HMON	Khmelnitskoblenergo	1.732	4.51	0.18	0.16	1.57	0.31
KION	Kirovogradoblenergo	2.005	neg	0.19	0.41	15.48	0.32
KOEN	Kyivoblenergo	0.603	8.85	0.15	0.16	1.92	0.25
KREN	DTEK Krymenergo	0.6	neg	0.05	0.2	2.03	0.08
LVON	Lvivoblenergo	0.798	neg	0.06	0.1	1.08	0.05
MOEN	Mykolayivoblenergo	1.5	13.05	0.12	0.3	5.05	0.6
ODEN	Odesaoblenergo	0.93	neg	0.14	0.27	1.69	0.22
PREN	Prykarpattiaoblenergo	1.2	3.44	0.11	0.14	1.32	0.1
VOEN	Volynoblenergo	0.3	neg	0.17	0.16	2.52	0.21
ZAEN	DTEK Zakhidenergo	60.1	neg	0.05	0.19	neg	0.36
ZHEN	Zhytomyroblenergo	2.005	34.59	0.14	0.24	1.75	0.12
ZOEN	Zakarpattiaoblenergo	1.504	3.12	0.18	0.43	0.38	0.25
Mechanical engineering							
KRAZ	AvtoKRAZ	0.0615	neg	0.08	1.19	3.97	0.23
KVBZ	Krukivsky Carriage Works	9	neg	0.37	0.49	neg	0.42
LTPL	Luganskteplovovoz	0.28	0.91	0.03	0.41	2.22	0.07
LUAZ	Bogdan Motors	0.0099	neg	0.06	4.9	3.26	neg
MSICH	Motor Sich	1923	neg	0.29	0.3	1.21	0.3
MZVM	Mariupol Heavy Machine Building Plant	#H/Д	neg	#H/Д	#H/Д	#H/Д	#H/Д
SMASH	Sumy Frunze Machine Building Plant	1.601	neg	0.11	2.8	6.55	neg
SVGZ	Stakhanov railway car building works	0.2	neg	0.85	18.97	neg	0.25
Oil and gas industry							
UNAF	Ukrnafta	131.6	neg	0.23	0.2	1.87	0.28
Banks							
BAVL	Raiffeisen Bank Aval	0.1259	neg	x	x	x	0.52
USCB	Ukrsotsbank	0.0955	132.26	x	x	x	0.2
Other industries							
KFTP	Slavic wallpapers	40	1.08	0.13	0.14	0.64	0.26
MTBD	Mostobud	8	neg	0.01	2.12	neg	neg
SLVT	Slavutych	1.2	neg	0.15	9.86	neg	neg
SLAV	Carlsberg Ukraine	8	8.71	2.29	0.29	1.17	2.48
STIR	Concern Stiroil	2.7	neg	0.06	1.24	neg	neg
SUNI	Sun Interbrew Ukraine	0.15	neg	0.43	0.48	5.25	1.48
UTEM	Ukrtelecom	0.1425	4.37	0.3	0.52	2.23	0.53

ZATR	Zaporizhtransformator	1.25	neg	2.02	4.86	29.69	1.62
MHPC	MHP S.A.	245	neg	neg	-20.58	5.52	0.47

ANALYTICAL DEPARTMENT

Yegor Burkov
EBurkov@itt-group.com

Borisoglibska str., 3
04070 Kyiv Ukraine
Telephone: +38 044 277 26 27
Fax: +38 044 277 26 2
www.itt-group.com